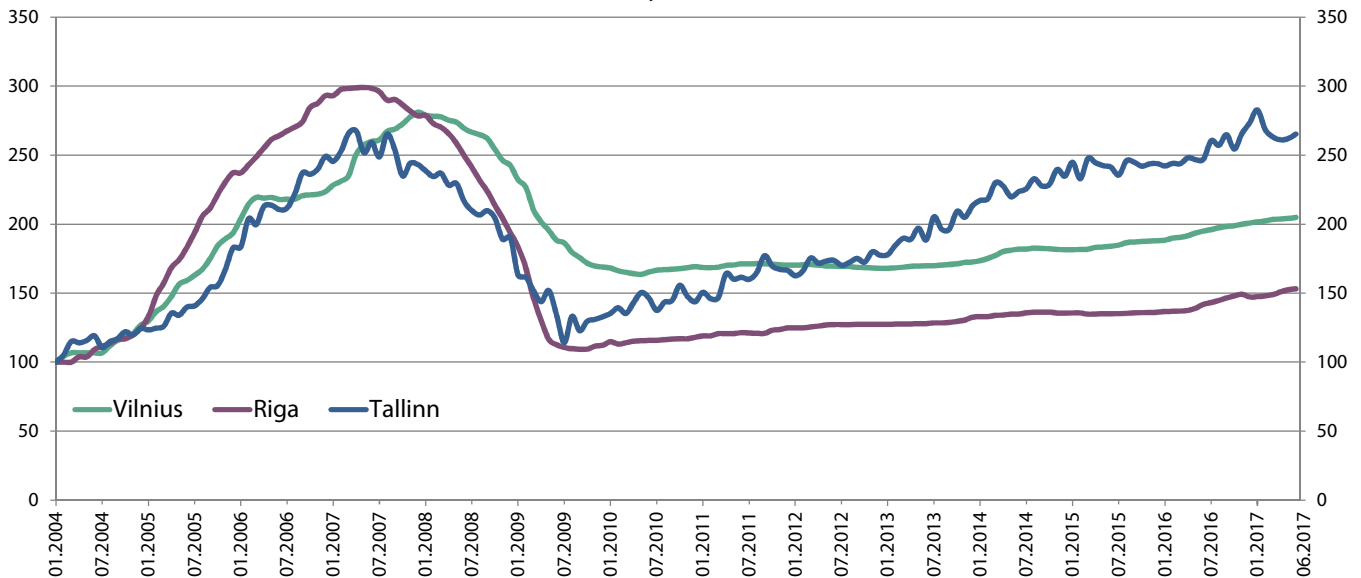


OBER-HAUS BALTIC APARTMENT PRICE INDEX
(January 2004 = 100)



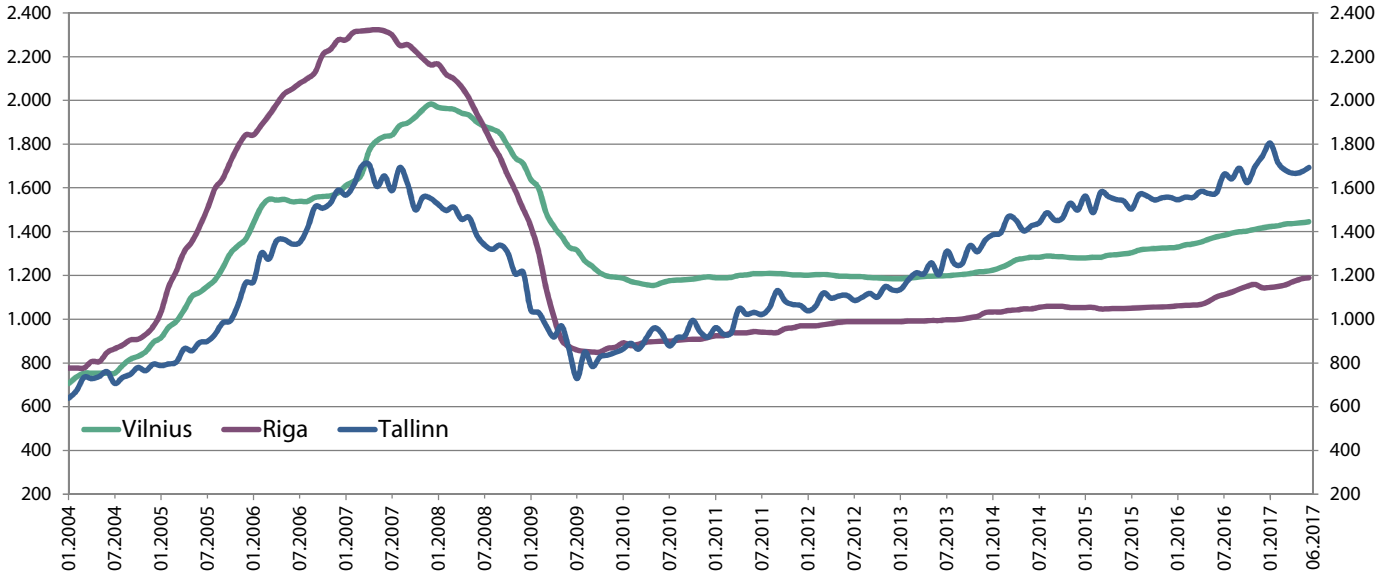
City	Change in last month	Change in last 12 months	Change from the highest value	Average price (EUR/sqm)
Vilnius	+0.4%	+5.0%	-27.1%	1,446
Riga	+0.4%	+7.9%	-48.8%	1,189
Tallinn	+1.3%	+7.3%	-6.2%	1,693

Apartment prices in Vilnius increased by **0.4%** to **1,446 EUR/sqm** in June 2017. During a year apartment prices in Vilnius increased by **5.0%** and since the last lowest price level in May 2010, apartment prices are higher by 25.2% (by 291 EUR/sqm). In January-June 2017, the number of apartment transactions in Vilnius (4,981 transactions) decreased by almost 3% compared with January-June 2016.

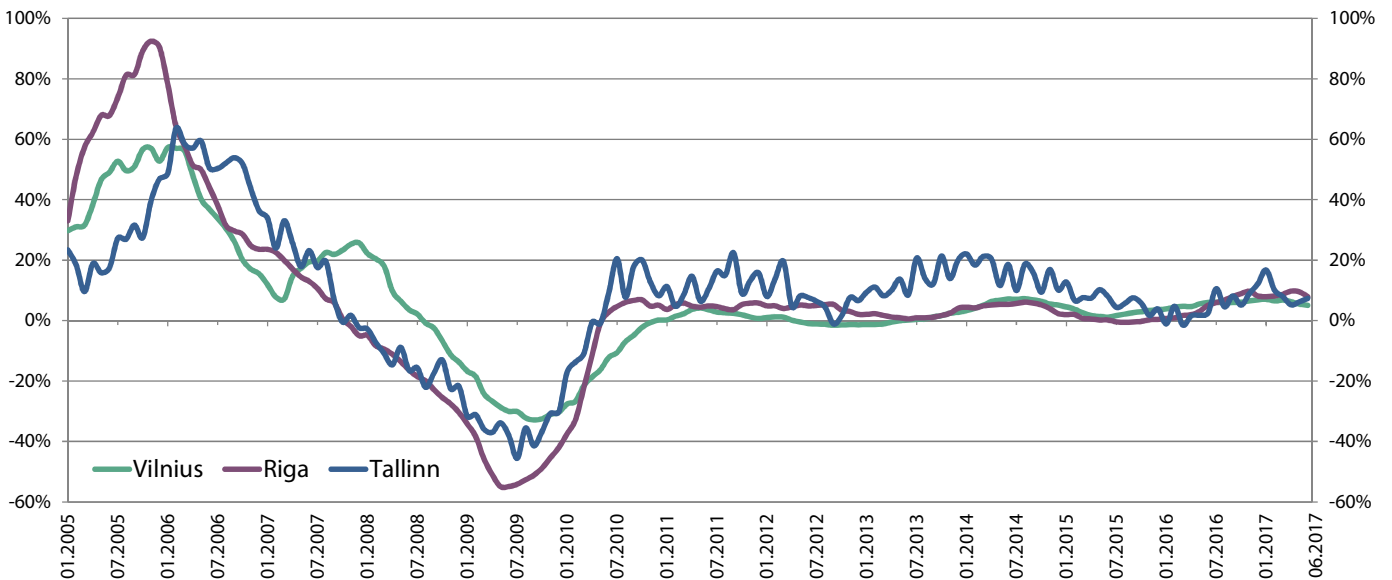
In June 2017 apartment prices in Riga increased by **0.4%** to the average price of **1,189 EUR/sqm**. Over the past 12 months, the average apartment price has increased **7.9%**. In total there were 4,633 apartment transactions in January-June 2017 in Riga, which is almost 2% less than in the same period of 2016.

The average apartment price in Tallinn increased by **1.3%** to **1,693 EUR/sqm** in June 2017. Over the past 12 months, the average apartment price has increased **7.3%**. In total there were 4,753 apartment transactions in January-June 2017 in Tallinn, which is 10% more than in January-June 2016.

AVERAGE APARTMENT PRICES IN BALTIC CAPITALS
(EUR/sqm)



ANNUAL APARTMENT PRICE CHANGES IN BALTIC CAPITALS



The Ober-Haus Baltic Apartment Price Index is the ownership of **Ober-Haus Real Estate Advisors**. Any information related to the content must be accompanied by reference to **Ober-Haus Real Estate Advisors**.